

INVEST VIA Metrobank BILLS PAYMENT



Table of Contents

03. Bills Payment via Metrobank App

07 – Important Reminders

08. Bills Payment via Metrobank Online

12 – Important Reminders

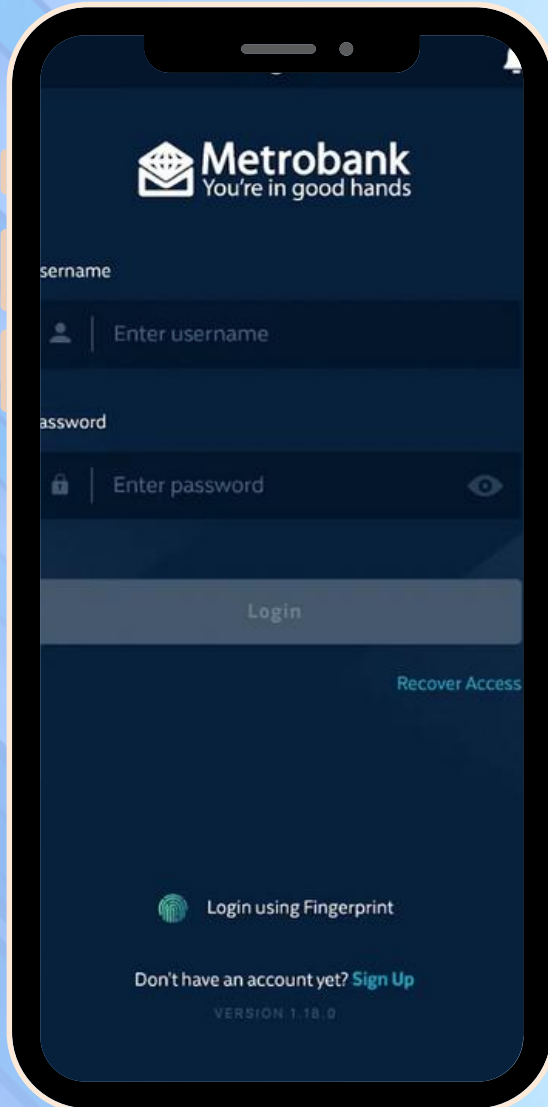


Bills Payment via Metrobank App



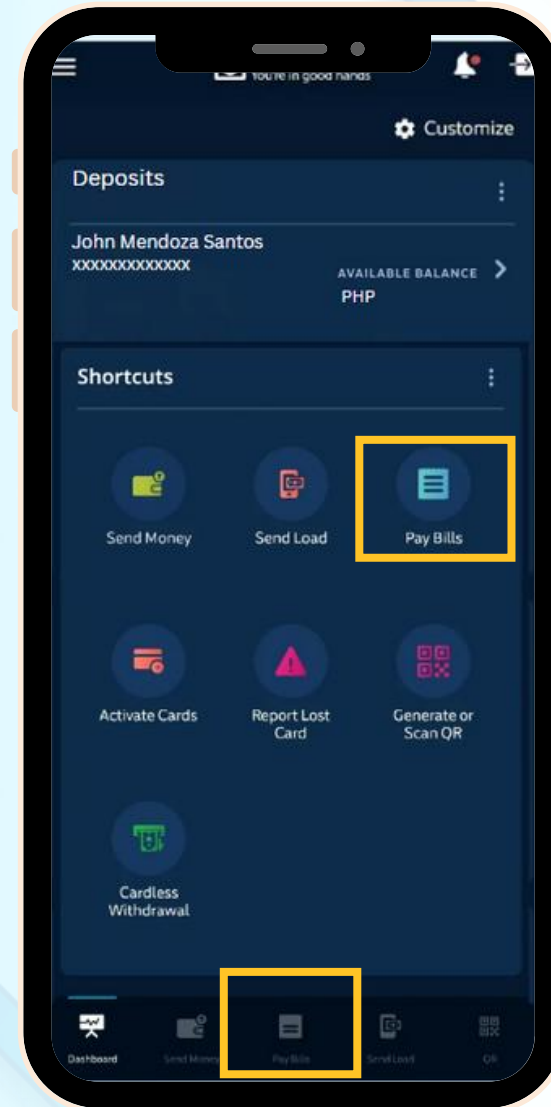
Step 1.

Open the Metrobank App and log in



Step 2.

Tap PAY BILLS on the bottom navigation bar



PAY BILLS can also access under "Shortcuts"

Step 3.

Complete required fields

a. Select source account

b. Enter the amount

c. Search or select biller

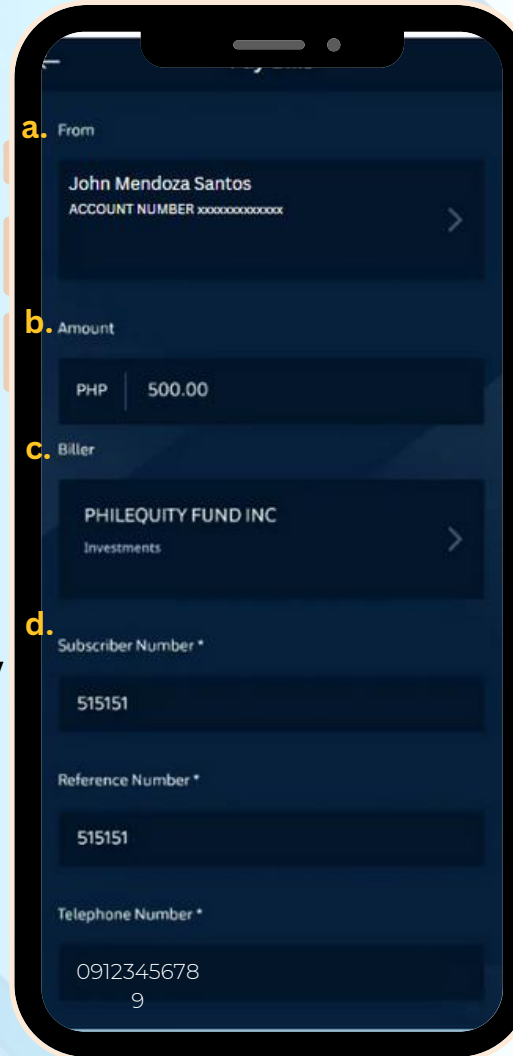
- PHILEQUITY ALPHA ONE FUND INC
- PHILEQUITY DIVIDEND YIELD FUND INC
- PHILEQUITY FUND INC
- PHILEQUITY MSCI PHILIPPINES INDEX FUND INC
- PHILEQUITY PESO BOND FUND INC
- PHILEQUITY PSE INDEX FUND INC

d. Provide the required information below

- Subscriber Number [Philequity Account Number]
- Reference Number [Philequity Account Number]
- Contact Number
[Registered Landline/Mobile Number with Philequity]

Minimum Amount

Initial	Php 1,000.00
Additional Investment	Php 500.00



a. From

John Mendoza Santos
ACCOUNT NUMBER xxxxxxxxxxxxxx

b. Amount

PHP 500.00

c. Biller

PHILEQUITY FUND INC
Investments

d. Subscriber Number *

515151

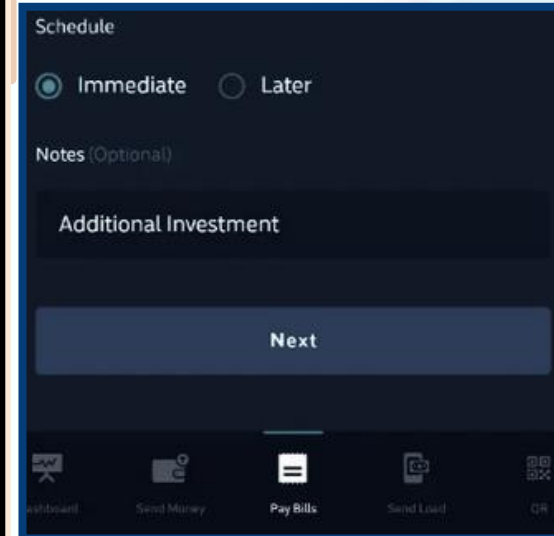
Reference Number *

515151

Telephone Number *

0912345678

e. Choose a payment schedule, then tap **NEXT**



Schedule

☒ Immediate ☐ Later

Notes (Optional)

Additional Investment

Next

Dashboard Send Money Pay Bills Send Load QR

Step 4.

Review transaction details, then tap CONFIRM



The smartphone screen displays a transaction review interface. At the top, it says "All Good?" followed by "Please review your details." Below this, there are several fields with labels and values: FROM (John Mendoza Santos), AMOUNT (PHP 500.00), BILLER (PHILEQUITY FUND INC), SUBSCRIBER NUMBER (515151), REFERENCE NUMBER (515151), TELEPHONE NUMBER (09123456789), and NOTES (Additional Investment). A blue "Confirm" button is at the bottom.

FROM	John Mendoza Santos
AMOUNT	PHP 500.00
BILLER	PHILEQUITY FUND INC
SUBSCRIBER NUMBER	515151
REFERENCE NUMBER	515151
TELEPHONE NUMBER	09123456789
NOTES	Additional Investment

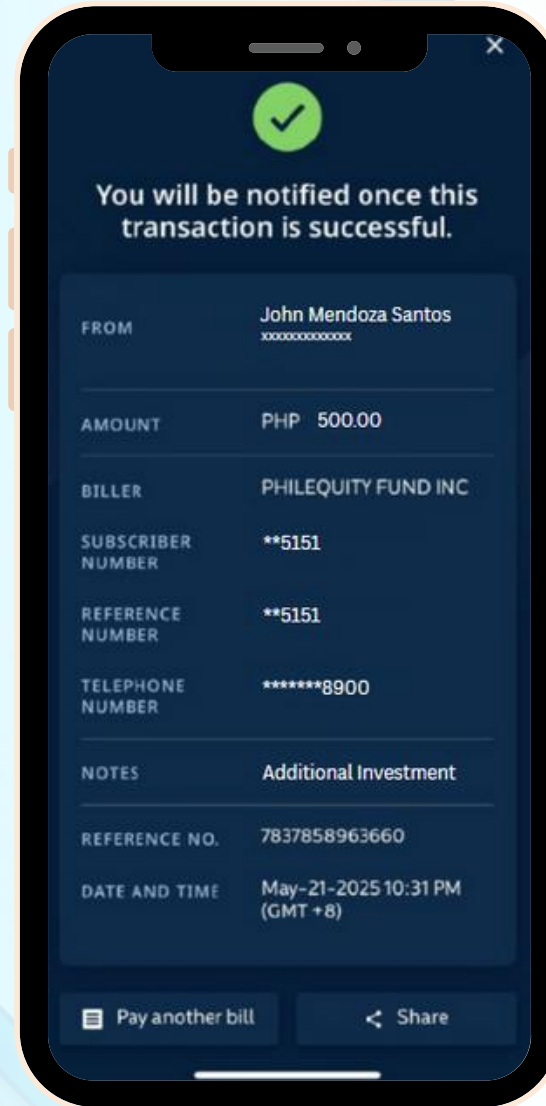
Confirm

Notes:

- After reviewing your details, you will be prompted to input your Metrobank passcode. Type in your passcode to proceed, then tap "Next" to continue.
- You will also receive a One-Time Password (OTP) via SMS on your registered mobile number. Enter the OTP in the space provided, then tap "Next" to complete this step.

Step 5.

You're done!



The smartphone screen displays a transaction confirmation interface. At the top, there is a green checkmark icon and the text "You will be notified once this transaction is successful." Below this, the same transaction details are shown: FROM (John Mendoza Santos), AMOUNT (PHP 500.00), BILLER (PHILEQUITY FUND INC), SUBSCRIBER NUMBER (**5151), REFERENCE NUMBER (**5151), TELEPHONE NUMBER (*****8900), and NOTES (Additional Investment). At the bottom, there are two buttons: "Pay another bill" and "Share".

FROM	John Mendoza Santos
AMOUNT	PHP 500.00
BILLER	PHILEQUITY FUND INC
SUBSCRIBER NUMBER	**5151
REFERENCE NUMBER	**5151
TELEPHONE NUMBER	*****8900
NOTES	Additional Investment
REFERENCE NO.	7837858963660
DATE AND TIME	May-21-2025 10:31 PM (GMT +8)

Pay another bill **Share**

Notes:

- You will get notifications via email and SMS that you were able to pay your bill successfully.
- Take a screenshot or print these as proof of payment.

IMPORTANT REMINDERS

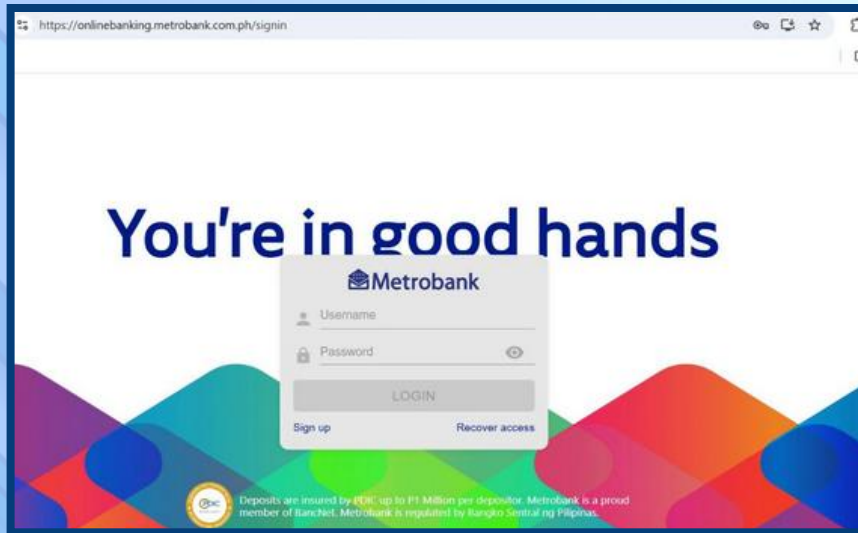
Category	Cut-off Time	Investment Date
Online Fund Transfer	10:00 pm	<p>1. All online FTs between 12:00 AM to 10:00 PM will be booked on Transaction date + 1 Business day</p> <p>For example: Date of fund transfer: June 25, 2025 (Wednesday) Time of deposit: 12:00 am to 10:00 pm (Philippine Standard Time) Investment Date: June 26, 2025 (Thursday)</p>
		<p>2. All online FTs between 10:01 PM to 11:59 PM will be booked on Transaction date + 2 Business days</p> <p>For example: Date of fund transfer: June 25, 2025 (Wednesday) Time of deposit: 10:01 pm to 11:59 pm (Philippine Standard Time) Investment Date: June 27, 2025 (Friday)</p>



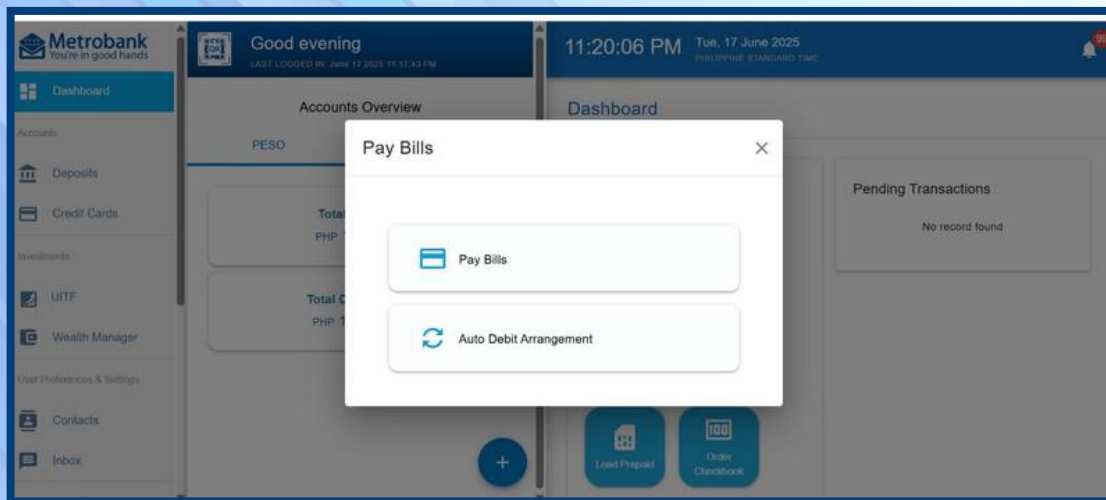
Bills Payment via Metrobank Online



Step 1. Log in to <https://onlinebanking.metrobank.com.ph>



Step 2. Click PAY BILLS on your dashboard



Step 3.

Complete required fields

a. Enter the amount

b. Search or select biller

- PHILEQUITY ALPHA ONE FUND INC
- PHILEQUITY DIVIDEND YIELD FUND INC
- PHILEQUITY FUND INC
- PHILEQUITY MSCI PHILIPPINES INDEX FUND INC
- PHILEQUITY PESO BOND FUND INC
- PHILEQUITY PSE INDEX FUND INC

c. Provide the required information below

- Subscriber Number [Philequity Account Number]
- Reference Number [Philequity Account Number]
- Contact Number
[Registered Landline/Mobile Number with Philequity]

d. Select source account

e. Choose a payment schedule, then tap NEXT

Pay Bills

1

Enter Details

2

Review and Confirm

3

Done

a.

I am paying

PHP 515.00

b.

For

PHILEQUITY ALPHA ONE FUND INC

c.

Subscriber Number

515151

Reference Number

515151

Telephone Number

09123456789

d.

Using

John Medoza Santos - Metrobank

e.

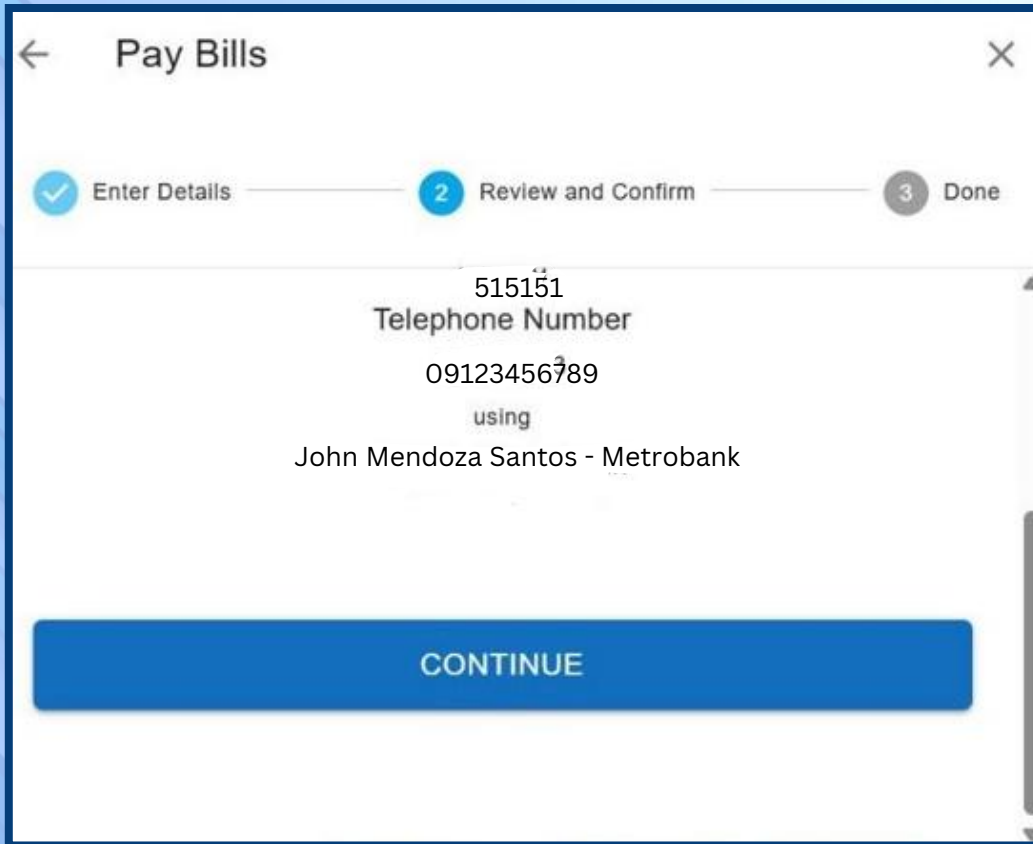
NOW

LATER

Notes (optional)

NEXT

Step 4. Review transaction details, then click CONTINUE



Notes:

- You will get notifications via email and SMS that you were able to pay your bill successfully.
- Take a screenshot or print these as proof of payment.

Step 5. Enter your Metrobank passcode, then click SUBMIT

Step 6. Enter the SMS One Time Password (OTP), then tap SUBMIT

IMPORTANT REMINDERS

Category	Cut-off Time	Investment Date
Online Fund Transfer	10:00 pm	<p>1. All online FTs between 12:00 AM to 10:00 PM will be booked on Transaction date + 1 Business day</p> <p>For example: Date of fund transfer: June 25, 2025 (Wednesday) Time of deposit: 12:00 am to 10:00 pm (Philippine Standard Time) Investment Date: June 26, 2025 (Thursday)</p>
		<p>2. All online FTs between 10:01 PM to 11:59 PM will be booked on Transaction date + 2 Business days</p> <p>For example: Date of fund transfer: June 25, 2025 (Wednesday) Time of deposit: 10:01 pm to 11:59 pm (Philippine Standard Time) Investment Date: June 27, 2025 (Friday)</p>